







LTF - Spring 2010 (WHEELS TEACHERS)




1. How important is the LTF program to you in providing an opportunity for WHEELS students to be successful in the classroom?			
		Response Percent	Response Count
Extremely important		0.0%	0
Very important		25.0%	1
Somewhat important		25.0%	1
<b>Slightly important</b>		<b>50.0%</b>	<b>2</b>
Not at all important		0.0%	0
<i>answered question</i>			<b>4</b>
<i>skipped question</i>			<b>0</b>



2. Compared to other programs designed to give students the best possible chance at success, how unique is LTF's approach to working with students through sports?			
		Response Percent	Response Count
Extremely unique		0.0%	0
<b>Very unique</b>		<b>100.0%</b>	<b>4</b>
Somewhat unique		0.0%	0
Slightly unique		0.0%	0
Not at all unique		0.0%	0
<i>answered question</i>			<b>4</b>
<i>skipped question</i>			<b>0</b>




**3. Since becoming a participant in the LTF program, has the students performance at school gotten better, worse, or stayed the same?**

		Response Percent	Response Count
Much better		0.0%	0
Somewhat better		25.0%	1
Slightly better		0.0%	0
<b>About the Same</b>		<b>75.0%</b>	<b>3</b>
Slightly worse		0.0%	0
Somewhat worse		0.0%	0
Much worse		0.0%	0
		<i>answered question</i>	<b>4</b>
		<i>skipped question</i>	<b>0</b>

**4. How well does LTF inspire its students to want to go to college?**



		Response Percent	Response Count
<b>Extremely well</b>		<b>50.0%</b>	<b>2</b>
Very well		25.0%	1
Somewhat well		25.0%	1
Slightly well		0.0%	0
Not at all well		0.0%	0
		<i>answered question</i>	<b>4</b>
		<i>skipped question</i>	<b>0</b>



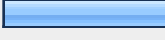
5. How helpful is LTF in WHEELS students' social development?			
		Response Percent	Response Count
Extremely helpful		0.0%	0
Very helpful		25.0%	1
<b>Somewhat helpful</b>		<b>75.0%</b>	<b>3</b>
Slightly helpful		0.0%	0
Not at all helpful		0.0%	0
		<i>answered question</i>	<b>4</b>
		<i>skipped question</i>	<b>0</b>




6. Has the partnership with LTF strengthened or weakened the WHEELS program?			
		Response Percent	Response Count
Strengthened a great deal		25.0%	1
<b>Strengthened a moderate amount</b>		<b>50.0%</b>	<b>2</b>
Strengthened a little		25.0%	1
Neither strengthened nor weakened		0.0%	0
Weakened a great deal		0.0%	0
Weakened a moderate amount		0.0%	0
Weakened a little		0.0%	0
		<i>answered question</i>	<b>4</b>
		<i>skipped question</i>	<b>0</b>


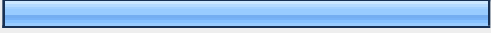
7. How much do WHEELS students talk about LTF outside the program?			
		Response Percent	Response Count
Constantly		0.0%	0
<b>Often</b>		<b>75.0%</b>	<b>3</b>
Sometimes		25.0%	1
Rarely		0.0%	0
Never		0.0%	0
		<i>answered question</i>	<b>4</b>
		<i>skipped question</i>	<b>0</b>

8. How eager are WHEELS students to attend LTF activities and events?			
		Response Percent	Response Count
Extremely eager		25.0%	1
<b>Very eager</b>		<b>50.0%</b>	<b>2</b>
Somewhat eager		25.0%	1
Slightly eager		0.0%	0
Not at all eager		0.0%	0
		<i>answered question</i>	<b>4</b>
		<i>skipped question</i>	<b>0</b>

9. How eager are WHEELS students to attend LTF classroom sessions?			
		Response Percent	Response Count
Extremely eager		0.0%	0
<b>Very eager</b>		<b>75.0%</b>	<b>3</b>
Somewhat eager		25.0%	1
Slightly eager		0.0%	0
Not at all eager		0.0%	0
		<i>answered question</i>	<b>4</b>
		<i>skipped question</i>	<b>0</b>

10. How many WHEELS students will want to continue to participate in LTF in the future?			
		Response Percent	Response Count
All		25.0%	1
<b>Most</b>		<b>50.0%</b>	<b>2</b>
Some		25.0%	1
A few		0.0%	0
None		0.0%	0
		<i>answered question</i>	<b>4</b>
		<i>skipped question</i>	<b>0</b>

11. How professional are LTF staff and Columbia athletes when working with WHEELS students?			
		Response Percent	Response Count
Extremely professional		50.0%	2
Very professional		25.0%	1
Somewhat professional		25.0%	1
Slightly professional		0.0%	0
Not at all professional		0.0%	0
		<i>answered question</i>	<b>4</b>
		<i>skipped question</i>	<b>0</b>

12. How safe is the LTF environment for WHEELS students?			
		Response Percent	Response Count
Extremely safe		25.0%	1
Very safe		75.0%	3
Somewhat safe		0.0%	0
Slightly Safe		0.0%	0
Not at all safe		0.0%	0
		<i>answered question</i>	<b>4</b>
		<i>skipped question</i>	<b>0</b>