












LTF - Spring 2010 (CU STUDENT ATHLETES)




1. At LTF activities and events, should there be more LTF staff and Columbia athletes, less LTF staff and Columbia athletes , or the number of LTF staff and Columbia athletes about right?			Response Percent	Response Count
Much more			0.0%	0
Somewhat more			17.6%	3
Slightly more			17.6%	3
About right			58.8%	10
Much less			0.0%	0
Somewhat less			0.0%	0
Slightly less			5.9%	1
			<i>answered question</i>	17
			<i>skipped question</i>	0

2. How much do LTF staff and Columbia athletes enjoy attending LTF events and activities?			Response Percent	Response Count
Extremely enjoy			82.4%	14
Very much enjoy			17.6%	3
Somewhat enjoy			0.0%	0
Enjoy a little			0.0%	0
Do not enjoy at all			0.0%	0
			<i>answered question</i>	17
			<i>skipped question</i>	0

3. How much do LTF staff and Columbia athletes care about the WHEELS students?			
		Response Percent	Response Count
Care an extreme amount		41.2%	7
Care a great deal		58.8%	10
Care somewhat		0.0%	0
Care a little		0.0%	0
Do not care at all		0.0%	0
		<i>answered question</i>	17
		<i>skipped question</i>	0

4. How likely are you to continue to be involved with LTF in the future?			
		Response Percent	Response Count
Extremely likely		82.4%	14
Very likely		5.9%	1
Somewhat likely		11.8%	2
Slightly likely		0.0%	0
Not at all likely		0.0%	0
		<i>answered question</i>	17
		<i>skipped question</i>	0

5. How much has your involvement with LTF inspired you to consider future involvement with charity, public service and/or a non-profit organization?

		Response Percent	Response Count
Extremely inspired		41.2%	7
Very inspired		35.3%	6
Somewhat inspired		23.5%	4
Slightly inspired		0.0%	0
Not at all inspired		0.0%	0
		<i>answered question</i>	17
		<i>skipped question</i>	0